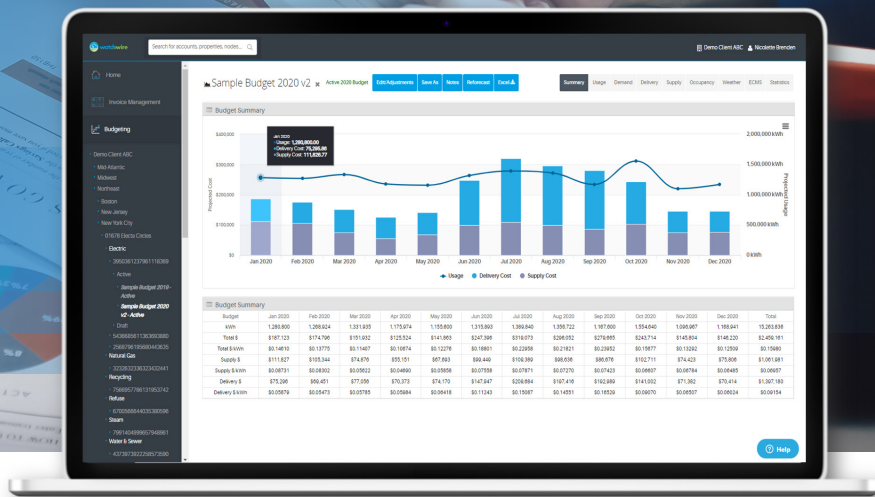




# BUDGETING MODULE

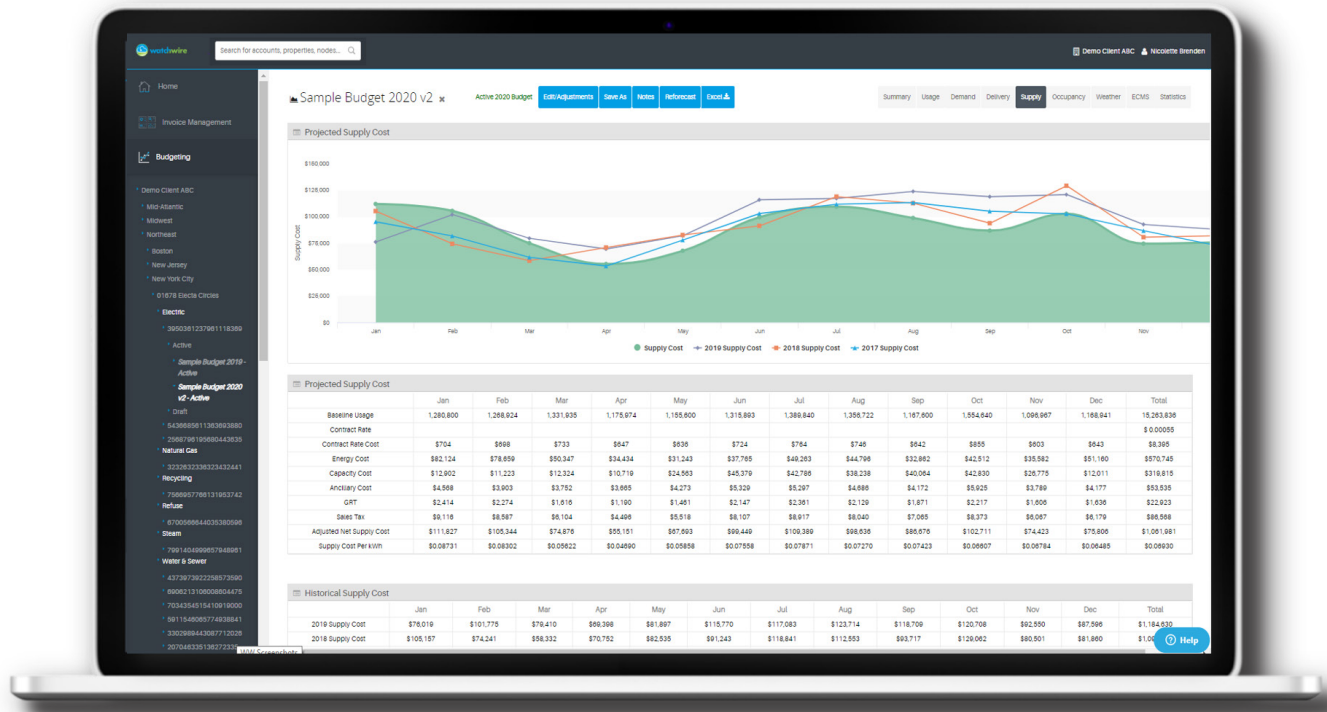


Utility Data BOX's Budgeting Module offers the most comprehensive utility budgeting solution on the market, allowing clients to obtain data-driven, defensible, and accurate forecasts of their energy costs and consumption.

# Budgeting Module

## DELIVERY & SUPPLY FORECASTS

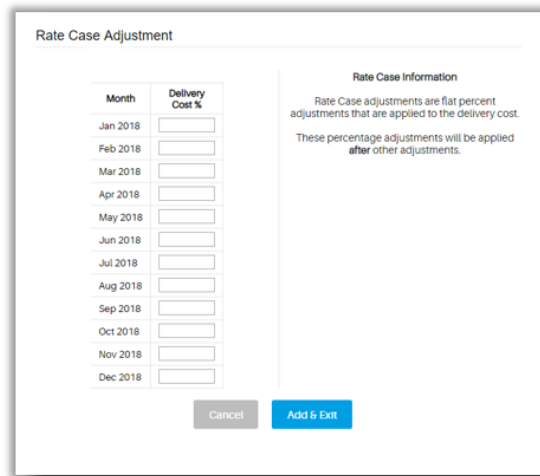
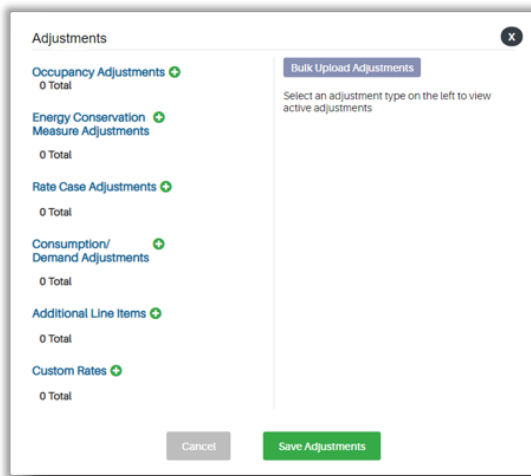
Usage and Demand forecasts incorporate historical data, in addition to correlations with weather, occupancy metrics, and/or widget production, allowing for adjustments for business forecasts (occupancy, production) and energy conservation measures. Delivery rates are forecast based on historical T&D rates, while supply rates are based on existing contract structure (when applicable) and market rates thereafter. Supply rates include granular line item forecasts of both hedged and indexed energy, capacity, transmission, ancillaries, losses, and other ISO specific costs.



# Budgeting Module

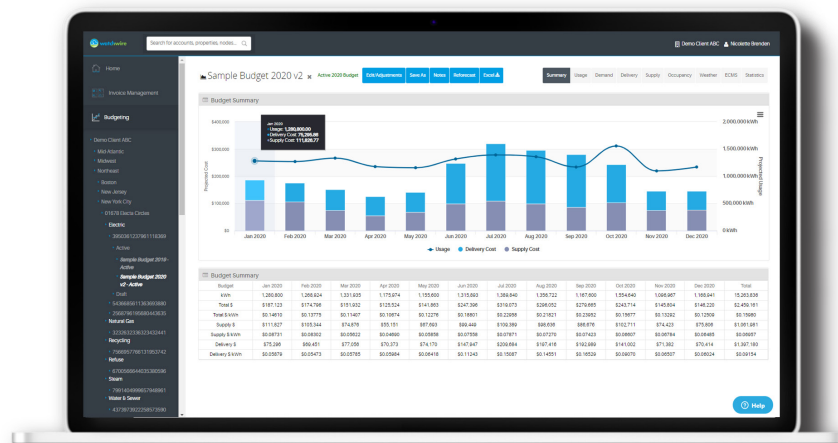
## BUDGETING ADJUSTMENTS

The ability to make adjustments is crucial in energy forecasting, and within Utility Data BOX Budgeting you can make adjustments for Occupancy, Rate Cases, Consumption/Demand (by percentage or absolute adjustments), and Energy Conservation Measures. Custom Rate Adjustments as well as Bulk Upload Adjustments are all possible with Utility Data BOX Budgeting.



## BUDGET REFORECASTING

Utility Data BOX budgeting allows for multiple budgets to be created including different assumptions and scenarios to compare impacts quickly and setting final budget as active within the platform. Also within Utility Data BOX Budgeting you can quickly reforecast budgets at any time interval desired (monthly, quarterly, etc.), layering in actual energy usage and costs for past budget months.



# Budgeting Module

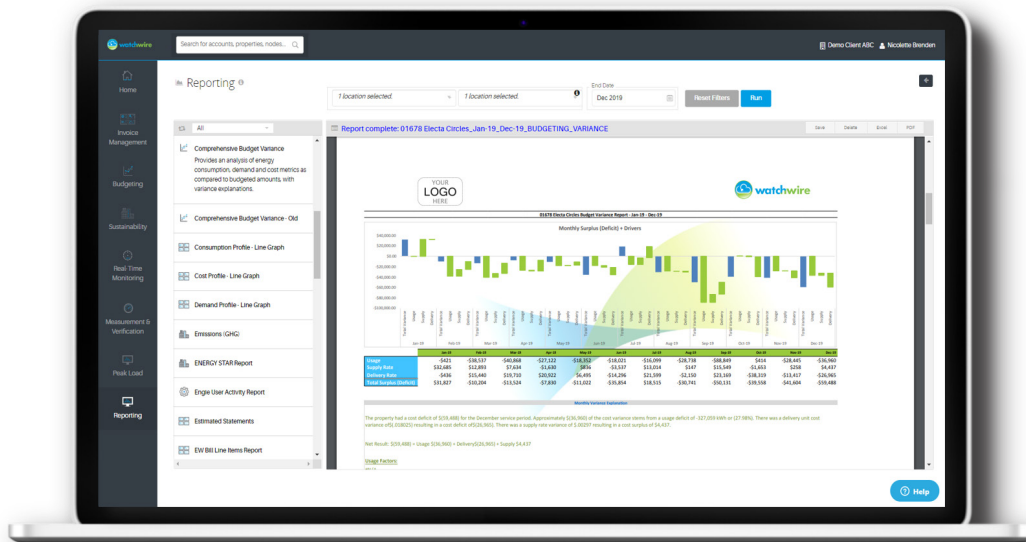
## BUDGETING NOTES

Utility Data BOX budgeting has a prepopulated notes section that can be updated to include narrative on how the budgets were calculated and what assumptions and factors were used in calculating the budgets.

Budget Notes	
<b>Usage Projections:</b>	Usage projections are based on a multivariable regression analysis of monthly invoice data compared against daily temperature data, as well as day of week, season, operating hour, and hour of day correlations. EnergyWatch's algorithm analyzes over 2 billion potential models and settles on the projection model with the highest total model adjusted R-squared value. Daily usage is projected for the budget period, then summed per billing period. <a href="#">🔗</a>
<b>Demand Projections:</b>	Monthly demand is based on a monthly regression model comparing demand against heating degree days, cooling degree days, and seasonality. <a href="#">🔗</a>
<b>Delivery Projections:</b>	Monthly usage and demand projections are entered into EnergyWatch's rate calculator to replicate current tariff rates inclusive of all delivery billing components. Known Public Utility Commission rate cases are included where/when applicable. <a href="#">🔗</a>
<b>Supply Projections:</b>	Supply cost projections are based on the Calpine Energy Solutions contract. The following supply components are passed through at market rates: Capacity, Energy, Ancillaries, Line Loss. <a href="#">🔗</a>
<b>Occupancy Adjustments</b>	There are no Occupancy Adjustments for this budget. <a href="#">🔗</a>
<b>Energy Conservation Measure(s) Adjustments</b>	There are no Energy Conservation Adjustments for this budget. <a href="#">🔗</a>
<b>Rate Case Adjustments:</b>	There are no Rate Case Adjustments for this budget. <a href="#">🔗</a>
<b>Taxes:</b>	The following taxes are included: Sales Tax with a rate of 8.8750% applied to only supply costs starting at 04/01/2011 and continuing indefinitely. GRT with a rate of 2.4066% applied to both delivery and supply costs starting at 04/01/2011 and continuing indefinitely. City Tax with a rate of 4.5000% applied to both delivery and supply costs starting at 04/01/2011 and continuing indefinitely. <a href="#">🔗</a>
<b>Additional Notes:</b>	<a href="#">Add New Note</a>

## BUDGET VARIANCE REPORTING

Utility Data BOX budgeting includes comprehensive variance reporting to allow for a detailed reconciliation of the components that are impacting the accuracy of the budgets.



# Budgeting Module

## BUDGETING BULK MANAGEMENT

Utility Data BOX Budgeting has made it easy to manage your budgets in bulk to save your team time. In the module, you are able to select multiple budgets at a time to either apply adjustments to, reforecast, or to bulk export.

Budgeting Add New Budget Delete 39 Budgets Reforecast 39 Budgets Add Adjustment for 39 Budgets Notify Budget Admins for 30 Budgets 33

Budgets						
Search Budgets						
<input type="checkbox"/>	Property Name	Account	Commodity	Fiscal Year	Budget Name	Info
<input checked="" type="checkbox"/>	01678 Electa Circles	3950361237961118369	Electric	2021	Sample Budget 2021	
<input checked="" type="checkbox"/>	01678 Electa Circles	7991404999657948961	Steam	2021	01678 Electa Circles - Sample Budget 2021	
<input checked="" type="checkbox"/>	01678 Electa Circles	3950361237961118369	Electric	2021	Sample Budget 2021 08-13-2020 Reforecast	
<input checked="" type="checkbox"/>	01678 Electa Circles	7991404999657948961	Steam	2021	01678 Electa Circles - Sample Budget 2021 08-13-2020 Reforecast	
<input checked="" type="checkbox"/>	1131 Kaitlin Ridges	3226790197303464408	Electric	2021	1131 Kaitlin Ridges - 2021 Budget	
<input checked="" type="checkbox"/>	1131 Kaitlin Ridges	985293660675476727	Water & Sewer	2021	1131 Kaitlin Ridges - 2021 Budget	
<input checked="" type="checkbox"/>	1131 Kaitlin Ridges	282667229506036749	Water & Sewer	2021	1131 Kaitlin Ridges - 2021 Budget	
<input checked="" type="checkbox"/>	1131 Kaitlin Ridges	985293660675476727	Water & Sewer	2021	1131 Kaitlin Ridges - 2021 Budget 08-13-2020 Reforecast	
<input type="checkbox"/>	157 Jarret Common	3677667796459390013	Electric	2021	157 Jarret Common - 2021 Budget	
<input type="checkbox"/>	157 Jarret Common	4819272392812443713	Water & Sewer	2021	157 Jarret Common - 2021 Budget	
<input type="checkbox"/>	157 Jarret Common	2958157017010285275	Water & Sewer	2021	157 Jarret Common - 2021 Budget	
<input type="checkbox"/>	157 Jarret Common	3677667796459390013	Electric	2021	157 Jarret Common - 2021 Budget 08-13-2020 Reforecast	
<input checked="" type="checkbox"/>	17924 Otto Grove	1548117397250607299	Electric	2021	17924 Otto Grove - 2021 Budget	
<input checked="" type="checkbox"/>	17924 Otto Grove	4141827748770590547	Natural Gas	2021	17924 Otto Grove - 2021 Budget	
<input checked="" type="checkbox"/>	17924 Otto Grove	8581178467874321360	Water & Sewer	2021	17924 Otto Grove - 2021 Budget	
<input checked="" type="checkbox"/>	30020 Mabelle Ports	2378701656846936143	Steam	2021	2021 Budget	
<input type="checkbox"/>	3047 Watsica Forest	1857134897833970441	Water & Sewer	2021	3047 Watsica Forest - 2021 Budget	
<input type="checkbox"/>	3047 Watsica Forest	8050169204578687164	Water & Sewer	2021	3047 Watsica Forest - 2021 Budget	
<input type="checkbox"/>	3047 Watsica Forest	3938921179159350948	Electric	2021	3047 Watsica Forest - 2021 Budget	
<input type="checkbox"/>	3047 Watsica Forest	3766642899205103848	Water & Sewer	2021	3047 Watsica Forest - 2021 Budget	
<input type="checkbox"/>	3047 Watsica Forest	5213626564901195445	Water & Sewer	2021	3047 Watsica Forest - 2021 Budget	
<input checked="" type="checkbox"/>	4487 Lester Meadow	5031603337055698423	Electric	2021	4487 Lester Meadow - Sample 2021 Budget	
<input checked="" type="checkbox"/>	4487 Lester Meadow	5324073877749766385	Electric	2021	4487 Lester Meadow - Sample 2021 Budget	
<input checked="" type="checkbox"/>	46829 Cathy Parkway	7169526820604430407	Water & Sewer	2021	46829 Cathy Parkway - 2021 Budget	
<input checked="" type="checkbox"/>	46829 Cathy Parkway	4922380110842677055	Electric	2021	46829 Cathy Parkway - 2021 Budget	
<input checked="" type="checkbox"/>	597 Nader Oval	142864661789200633	Electric	2021	597 Nader Oval - 2021 Budget	
<input checked="" type="checkbox"/>	80298 Bechtelar Dam	1753765486328712987	Water & Sewer	2021	80298 Bechtelar Dam - 2021 Budget	
<input checked="" type="checkbox"/>	80298 Bechtelar Dam	990832561954716749	Electric	2021	80298 Bechtelar Dam - 2021 Budget	

Additionally, the budgeting module allows you to set up budget administrators, who will be sent a notification when budgets are in need of approval.